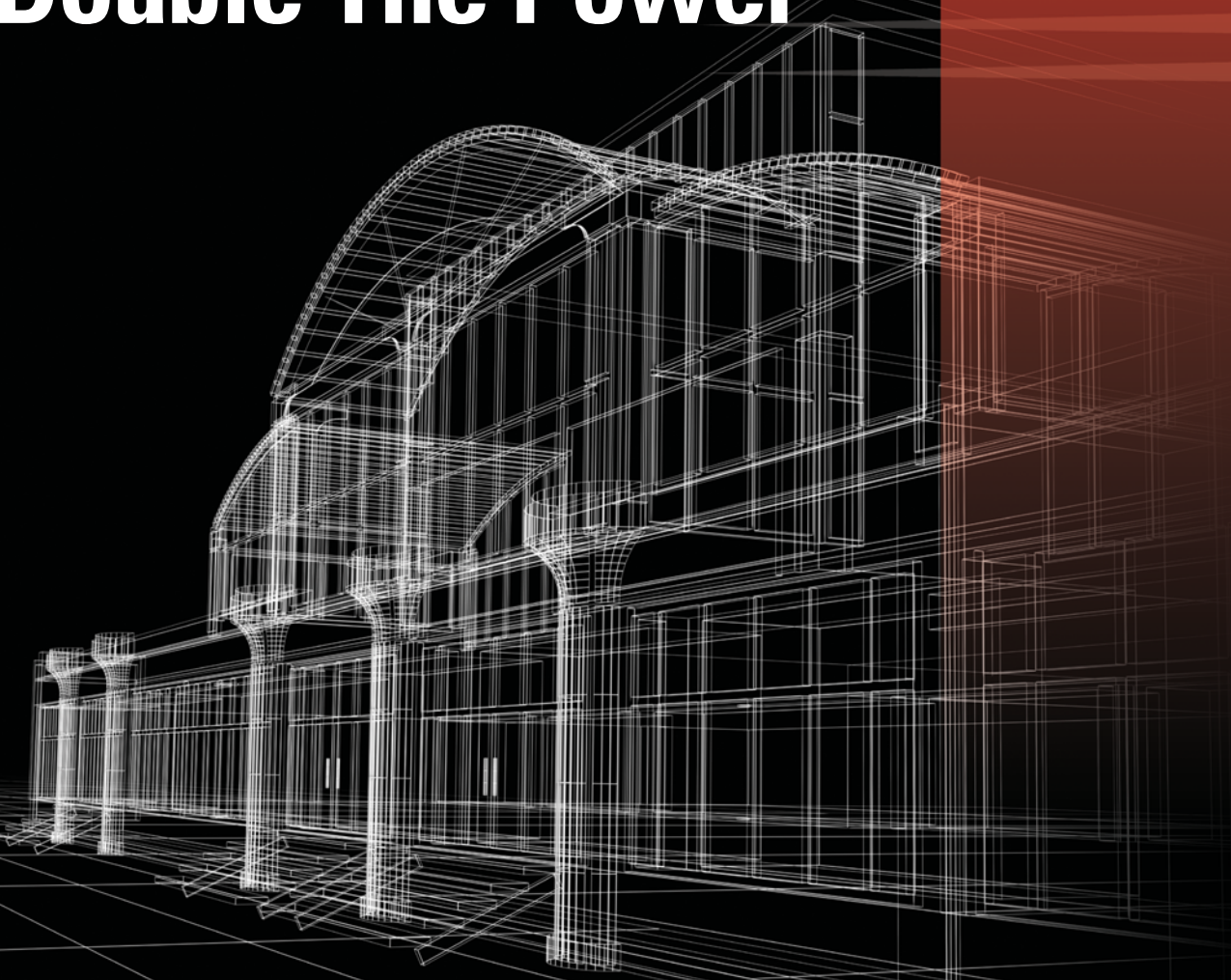


FUTERA^{XL}LF

Double The Power



RBI[®]



Efficient Power, Sized to Your Vision

The Futera XLF is designed with 5-to-1 turndown, up to 88% efficiency, and backed by RBI reliability and ease of service. Those are just a few of the ways we are helping you solve today's commercial design challenges. And having double the power in the same compact dimensions — width, depth, and height — doesn't hurt either.




The XLF features integral HeatNet® control that can act as a boiler management system, networking up to sixteen units without requiring any external control panel. Such advanced performance in such a small space can benefit older boiler systems by adding contemporary efficiency for either heating systems or domestic hot water. For new construction, XLF

makes possible a modular configuration that is unmatched for output relative to size. It can even be networked with other boiler types, including condensing units: adding XLF to a condensing installation can reduce the number of condensing units required to meet load during peak heating months, when condensing units' efficiency drops. This application, called base loading or front-end loading, can significantly reduce first costs without compromising fuel efficiency.




Smart Controls, Simplified Diagnostics

The Futera XLF comes standard with HeatNet on board, ready on installation for a variety of configurations: stand-alone, part of a Master/Member network using HeatNet protocol, member in a system for up to 16 boilers, or linked to a BMS. HeatNet maximizes turndown rates to maintain peak efficiency utilizing four temperature sensor inputs: outside air, supply (outlet) temperature, return (inlet) temperature, and header temperature. It eliminates wall-mounted control panels and offers an easy-to-read display and intuitive control menus.



Easy access to control and diagnostic components speeds installation and service





XLF simplifies service with a special manometer diagnostic port that allows technicians to take multiple pressure readings from a single connection: pilot gas, pilot air, rate signal, and feedback

Four-button touchpad with plain-English display and intuitive menus simplifies programming and diagnostics

Rugged & Reliable: The Turbo Pilot™

Another investment in the reliable performance that's built into the XLF is its patent-pending Turbo Pilot system. Far more durable than any Hot Surface Ignition and more robust than a simple direct spark system, the Turbo Pilot gives burner ignition a sure, powerful source. UV detection keeps system diagnostics informed about performance; a technician can also use the observation port to confirm spark/flame without removing the pilot or burner assembly. And if maintenance does need to be performed, a few seconds is all that's needed to pull, clean, or adjust the pilot.





Big-Time Components, Small Diameter Vent

Like all RBI products, the Futera XLF is built with the highest-grade components and materials. The heat exchanger's solid bronze headers prevent rust and corrosion for the life of the unit. XLF's symmetric air/fuel coupling provides a high degree of safety while ensuring consistent combustion quality regardless of changes to fuel or air flow. In addition to its compact dimensions enabling 2.5 or 4 million Btuhs to be installed in a small space, its small vent diameter is easy to work with and reduces vent material costs. Removal of top and front panels is simple, streamlining installation and service.

Whether to add efficient low-demand output to a larger existing system, or to build a highly space- and energy-efficient heat and hot water system from the ground up, the RBI Futera XLF gives you the power to develop a solution that fits any design.

FUTERA^{XL}

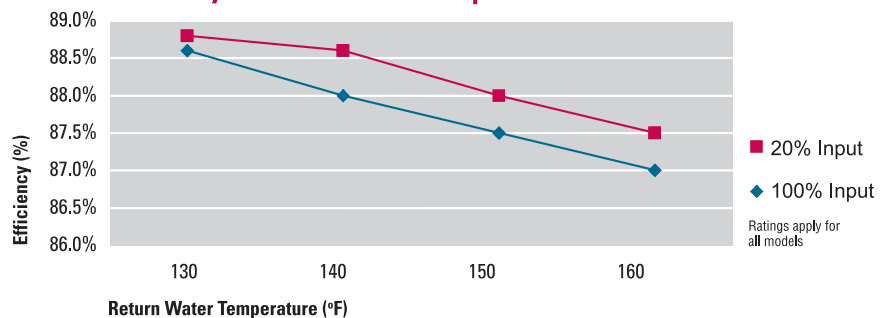
STANDARD FEATURES

- 2,500 – 4,000 MBH
- Finned copper tube heat exchanger, ASME 160 psi max WP, 4-pass design
- Stainless steel jacket panels
- Cast iron headers (boilers)
- Bronze headers (water heaters)
- Variable speed blower
- Digital text annunciator
- Mounted & wired flow switch
- Mounted & wired low water cutoff
- Quick-release service latches
- Multiple venting options
 - Category II or IV
 - Allows differential pressure zones for intake air and exhaust
 - Sealed combustion
 - Direct vent
 - Common venting of multiple boilers
- Seismic restraint base assembly
- HeatNet integrated boiler management system
- Modbus protocol for BMS communications
- Turbo Pilot (patent-pending design)
- Honeywell RM7800 Series flame safeguard

OPTIONAL FEATURES

- Cupro-Nickel Finned Tubes
- Freeze protection package
- BACnet or LonWorks interface module
- Honeywell keyboard display module S7800
- Outdoor sensor with housing

Efficiency vs. Return Water Temperature



DEPENDABLE, EFFICIENT PERFORMANCE

- High efficiency, up to 88%
- Full modulation with smooth, 5:1 turndown
- Sealed combustion/direct vent
- Symmetrically air/fuel coupled
- Commercial-quality combustion controls
- Linked operating control system for multiple unit applications
- Gasketless heat exchanger assembly
- Low NO_x

A Small Step that Makes Big Plans Possible

The demands of the market change—more energy efficiency, less mechanical room space—and your plans need to change with them. Making a sizable difference in this evolving market is difficult. But the latest innovation from RBI will bring your project's design challenges down to size.

We take pride in engineering a higher degree of performance from our boilers and water heaters. But what architects, engineers, installers, and building owners take from it is something else entirely: a better way to get their job done.

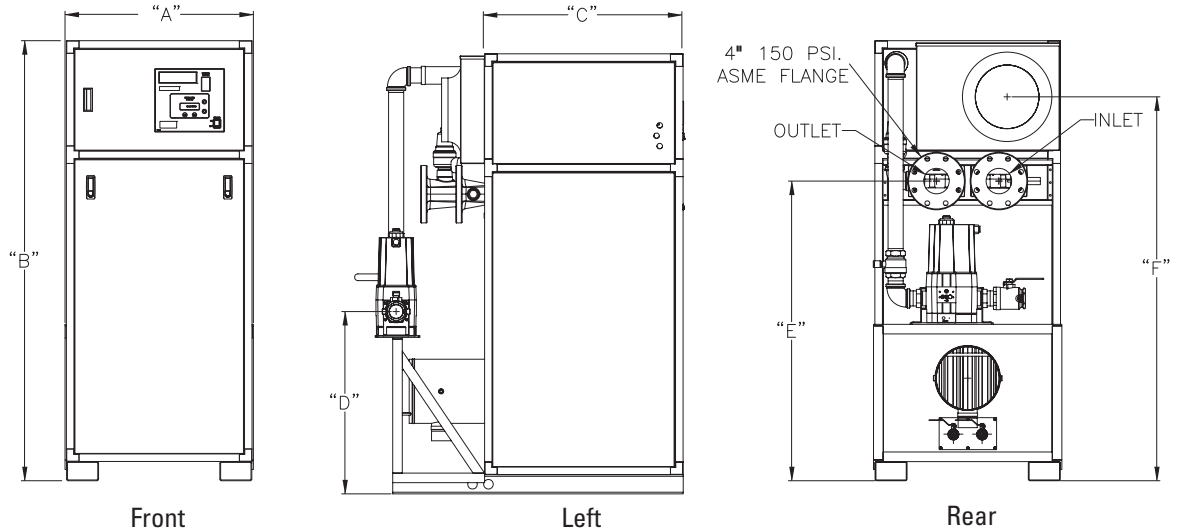
With the Futera XLF, a new level of performance will help change the way mechanical room space is planned for—and how domestic hot water and hydronic heat load is accounted for.



FUTERA XLF

Dimensions & Ratings

NOTE: Dimensions are approximate and should not be used to "rough-in" equipment.



Dimensions

Model	A		B		C		D		E		F	
	In.	cm	In.	cm	In.	cm	In.	cm	In.	cm	In.	cm
MB/MW2500	29 1/8	74.0	55 1/2	141.0	31 1/8	79.1	46 1/4	117.5	33 3/8	84.8	46 1/2	118.1
MB/MW3000	29 1/8	73.8	60	152.4	31 1/8	79.1	27 7/8	70.8	37 15/16	96.4	51 1/8	129.9
MB/MW3500	29 1/2	74.9	64 1/2	163.9	31 1/8	79.1	25 3/8	64.5	42 7/16	107.8	55 5/8	141.3
MB/MW4000	29 1/2	74.9	69	175.3	31 1/8	79.1	28 5/8	72.7	46 15/16	119.2	60 1/8	152.8

Dimensions & Ratings

Model	Input		Output		Flue Vent	Air Intake	Connections		Weight	
	MBH	kW	MBH	kW			Gas	Water	Lbs	Kg
MB/MW2500	2500	733	2175	637	8"	8"	1 1/2"	4"	1069	485
MB/MW3000	3000	879	2610	765	8"	8"	2"	4"	1142	518
MB/MW3500	3500	1026	3045	892	10"	10"	2"	4"	1215	552
MB/MW4000	4000	1172	3480	1020	10"	10"	2"	4"	1287	584

Hourly Recovery Capacity ΔT (GPH & LPH)

Model	Temperature Rise											
	40°F	22°C	60°F	33°C	80°F	44°C	100°F	56°C	120°F	67°C	140°F	78°C
MB/MW2500	6528	24710	4352	16473	3264	12355	2611	9884	2176	8237	1685	7060
MB/MW3000	7833	29652	5222	19768	3917	14826	3133	11861	2611	9884	2238	8472
MB/MW3500	9139	34594	6092	23062	4569	17297	3655	13837	3046	11531	2611	9884
MB/MW4000	10444	39536	6963	26357	5222	19768	4178	15814	3481	13179	2984	11296

Temperature Rise/Pressure Drop

Model	Temperature Rise Across Heat Exchanger															
	20°F		11.1°C		25°F		13.9°C		30°F		16.7°C		35°F		19.4°C	
	Flow Rate GPM	Pres. Drop Ft.	Flow Rate l/s	Pres. Drop kPa	Flow Rate GPM	Pres. Drop Ft.	Flow Rate l/s	Pres. Drop kPa	Flow Rate GPM	Pres. Drop Ft.	Flow Rate l/s	Pres. Drop kPa	Flow Rate GPM	Pres. Drop Ft.	Flow Rate l/s	Pres. Drop kPa
MB/MW2500	217.4	10.05	13.7	29.6	174.0	6.45	11.0	19.0	145.0	3.71	9.1	10.9	124.3	2.79	7.8	8.2
MB/MW3000	261.0	15.20	16.5	44.8	208.8	9.73	13.2	28.7	174.0	6.75	11.0	19.9	149.1	4.65	9.4	13.7
MB/MW3500	304.5*	20.26	19.2	59.7	243.6	13.40	15.4	39.5	203.0	9.56	12.8	28.2	174.0	7.19	11.0	21.2
MB/MW4000	-	-	-	-	278.4*	17.30	17.6	51.0	232.0	12.00	14.6	35.4	198.9	10.48	12.5	30.9

*Flow exceeds recommended maximum; use a greater temperature rise or consult manufacturer. Cupronickel heat exchanger should be considered.



7555 Tranmere Dr., Mississauga, Ontario L5S 1L4 | Tel. 905-670-5888 | Fax 905-670-5782

260 North Elm Street, Westfield, MA 01085 | Tel. 413-568-9571 | Fax 413-568-9613

www.rbiwaterheaters.com

RBI is a division of Mestek, a leader in commercial and residential HVAC technologies

